









































# Regulatory Indicators for Sustainable Energy (RISE)

## 2019









































### Electricity Access

Indicator 1: Electrification Planning			
 Afghanistan	0	 Albania	0
 Algeria	100	 Angola	88
 Argentina	100	 Armenia	100
 Australia	100	 Austria	100
 Azerbaijan	100	 Bahrain	100
 Bangladesh	88	 Belarus	100
 Belgium	100	 Benin	69
 Bolivia	100	 Bosnia and Herzegovina	0
 Brazil	100	 Bulgaria	100
 Burkina Faso	69	 Burundi	0
 Cambodia	69	 Cameroon	69
 Canada	100	 Central African Republic	0
 Chad	0	 Chile	100
 China	100	 Colombia	100
 Congo, Dem. Rep.	13	 Congo, Rep.	13
 Costa Rica	100	 Croatia	100
 Czech Republic	100	 Côte d'Ivoire	75
 Denmark	100	 Dominican	100




















## Regulatory Indicators for Sustainable Energy (RISE)

		Republic	
 Ecuador	100	 Egypt, Arab Rep.	100
 El Salvador	100	 Eritrea	38
 Ethiopia	88	 Finland	100
 France	100	 Germany	100
 Ghana	94	 Greece	100
 Guatemala	75	 Guinea	50
 Haiti	38	 Honduras	81
 Hungary	100	 India	89
 Indonesia	69	 Iran, Islamic Rep.	100
 Ireland	100	 Israel	100
 Italy	100	 Jamaica	100
 Japan	100	 Jordan	100
 Kazakhstan	100	 Kenya	87.5
 Korea, Rep.	100	 Kosovo	0
 Kuwait	100	 Kyrgyz Republic	100
 Lao PDR	56	 Lebanon	100
 Liberia	63	 Madagascar	0
 Malawi	87.5	 Malaysia	100
 Maldives	100	 Mali	38
 Mauritania	0	 Mexico	100
 Mongolia	0	 Montenegro	0





















## Regulatory Indicators for Sustainable Energy (RISE)

 Morocco	100	 Mozambique	31
 Myanmar	100	 Nepal	0
 Netherlands	100	 New Zealand	100
 Nicaragua	87.5	 Niger	69
 Nigeria	75	 North Macedonia	0
 Norway	100	 Oman	100
 Pakistan	0	 Panama	100
 Papua New Guinea	56	 Paraguay	100
 Peru	100	 Philippines	100
 Poland	100	 Portugal	100
 Qatar	100	 Romania	100
 Russian Federation	100	 Rwanda	100
 Saudi Arabia	100	 Senegal	75
 Serbia	100	 Sierra Leone	38
 Singapore	100	 Slovak Republic	100
 Solomon Islands	0	 Somalia	50
 South Africa	100	 South Sudan	0
 Spain	100	 Sri Lanka	100
 Sudan	56	 Sweden	100
 Switzerland	100	 Tajikistan	100






## Regulatory Indicators for Sustainable Energy (RISE)

 Tanzania	100	 Thailand	100
 Togo	63	 Tunisia	100
 Turkey	100	 Turkmenistan	100
 Uganda	94	 Ukraine	100
 United Arab Emirates	100	 United Kingdom	100
 United States	100	 Uruguay	100
 Uzbekistan	100	 Vanuatu	50
 Venezuela, RB	100	 Vietnam	100
 Yemen, Rep.	31	 Zambia	0
 Zimbabwe	0		











### Indicator 2: Scope of officially approved electrification plan

 Afghanistan	0	 Albania	0
 Algeria	100	 Angola	80
 Argentina	100	 Armenia	100
 Australia	100	 Austria	100
 Azerbaijan	100	 Bahrain	100
 Bangladesh	60	 Belarus	100
 Belgium	100	 Benin	70
 Bolivia	100	 Bosnia and Herzegovina	0
 Brazil	100	 Bulgaria	100
 Burkina Faso	40	 Burundi	0






































## Regulatory Indicators for Sustainable Energy (RISE)

 Cambodia	40	 Cameroon	80
 Canada	100	 Central African Republic	0
 Chad	0	 Chile	100
 China	100	 Colombia	100
 Congo, Dem. Rep.	0	 Congo, Rep.	10
 Costa Rica	100	 Croatia	100
 Czech Republic	100	 Côte d'Ivoire	50
 Denmark	100	 Dominican Republic	100
 Ecuador	100	 Egypt, Arab Rep.	100
 El Salvador	100	 Eritrea	40
 Ethiopia	90	 Finland	100
 France	100	 Germany	100
 Ghana	40	 Greece	100
 Guatemala	80	 Guinea	60
 Haiti	20	 Honduras	20
 Hungary	100	 India	60
 Indonesia	50	 Iran, Islamic Rep.	100
 Ireland	100	 Israel	100
 Italy	100	 Jamaica	100

## Regulatory Indicators for Sustainable Energy (RISE)







































 Japan	100	 Jordan	100
 Kazakhstan	100	 Kenya	60
 Korea, Rep.	100	 Kosovo	0
 Kuwait	100	 Kyrgyz Republic	100
 Lao PDR	40	 Lebanon	100
 Liberia	60	 Madagascar	0
 Malawi	70	 Malaysia	100
 Maldives	100	 Mali	40
 Mauritania	0	 Mexico	100
 Mongolia	0	 Montenegro	0
 Morocco	100	 Mozambique	30
 Myanmar	80	 Nepal	0
 Netherlands	100	 New Zealand	100
 Nicaragua	60	 Niger	40
 Nigeria	90	 North Macedonia	0
 Norway	100	 Oman	100
 Pakistan	0	 Panama	100
 Papua New Guinea	10	 Paraguay	100
 Peru	100	 Philippines	50
 Poland	100	 Portugal	100
 Qatar	100	 Romania	100

## Regulatory Indicators for Sustainable Energy (RISE)

 Russian Federation	100	 Rwanda	90
 Saudi Arabia	100	 Senegal	30
 Serbia	100	 Sierra Leone	20
 Singapore	100	 Slovak Republic	100
 Solomon Islands	0	 Somalia	0
 South Africa	80	 South Sudan	0
 Spain	100	 Sri Lanka	100
 Sudan	60	 Sweden	100
 Switzerland	100	 Tajikistan	100
 Tanzania	50	 Thailand	100
 Togo	70	 Tunisia	100
 Turkey	100	 Turkmenistan	100
 Uganda	50	 Ukraine	100
 United Arab Emirates	100	 United Kingdom	100
 United States	100	 Uruguay	100
 Uzbekistan	100	 Vanuatu	50
 Venezuela, RB	100	 Vietnam	100
 Yemen, Rep.	0	 Zambia	0
 Zimbabwe	0		

### Indicator 3: Framework for grid electrification

## Regulatory Indicators for Sustainable Energy (RISE)


















 Afghanistan	17	 Albania	0
 Algeria	100	 Angola	42
 Argentina	100	 Armenia	100
 Australia	100	 Austria	100
 Azerbaijan	100	 Bahrain	100
 Bangladesh	50	 Belarus	100
 Belgium	100	 Benin	33
 Bolivia	100	 Bosnia and Herzegovina	0
 Brazil	100	 Bulgaria	100
 Burkina Faso	50	 Burundi	41.67
 Cambodia	92	 Cameroon	50
 Canada	100	 Central African Republic	16.67
 Chad	67	 Chile	100
 China	100	 Colombia	100
 Congo, Dem. Rep.	8	 Congo, Rep.	25
 Costa Rica	100	 Croatia	100
 Czech Republic	100	 Côte d'Ivoire	83
 Denmark	100	 Dominican Republic	100
 Ecuador	100	 Egypt, Arab Rep.	100


















## Regulatory Indicators for Sustainable Energy (RISE)

 El Salvador	100	 Eritrea	17
 Ethiopia	58	 Finland	100
 France	100	 Germany	100
 Ghana	67	 Greece	100
 Guatemala	58	 Guinea	0
 Haiti	33	 Honduras	33
 Hungary	100	 India	52
 Indonesia	75	 Iran, Islamic Rep.	100
 Ireland	100	 Israel	100
 Italy	100	 Jamaica	100
 Japan	100	 Jordan	100
 Kazakhstan	100	 Kenya	91.67
 Korea, Rep.	100	 Kosovo	0
 Kuwait	100	 Kyrgyz Republic	100
 Lao PDR	42	 Lebanon	100
 Liberia	17	 Madagascar	33
 Malawi	91.67	 Malaysia	100
 Maldives	100	 Mali	0
 Mauritania	33	 Mexico	100
 Mongolia	25	 Montenegro	0
 Morocco	100	 Mozambique	17
 Myanmar	33	 Nepal	58

























## Regulatory Indicators for Sustainable Energy (RISE)

 Netherlands	100	 New Zealand	100
 Nicaragua	50	 Niger	50
 Nigeria	50	 North Macedonia	0
 Norway	100	 Oman	100
 Pakistan	50	 Panama	100
 Papua New Guinea	58	 Paraguay	100
 Peru	100	 Philippines	75
 Poland	100	 Portugal	100
 Qatar	100	 Romania	100
 Russian Federation	100	 Rwanda	58
 Saudi Arabia	100	 Senegal	25
 Serbia	100	 Sierra Leone	17
 Singapore	100	 Slovak Republic	100
 Solomon Islands	8	 Somalia	0
 South Africa	67	 South Sudan	0
 Spain	100	 Sri Lanka	100
 Sudan	75	 Sweden	100
 Switzerland	100	 Tajikistan	100
 Tanzania	92	 Thailand	100
 Togo	83	 Tunisia	100



































## Regulatory Indicators for Sustainable Energy (RISE)

 Turkey	100	 Turkmenistan	100
 Uganda	58	 Ukraine	100
 United Arab Emirates	100	 United Kingdom	100
 United States	100	 Uruguay	100
 Uzbekistan	100	 Vanuatu	17
 Venezuela, RB	100	 Vietnam	100
 Yemen, Rep.	0	 Zambia	83
 Zimbabwe	58.33		

### Indicator 4: Framework for minigrids

 Afghanistan	45	 Albania	0
 Algeria	100	 Angola	60
 Argentina	100	 Armenia	100
 Australia	100	 Austria	100
 Azerbaijan	100	 Bahrain	100
 Bangladesh	80	 Belarus	100
 Belgium	100	 Benin	85
 Bolivia	100	 Bosnia and Herzegovina	0
 Brazil	100	 Bulgaria	100
 Burkina Faso	42	 Burundi	41.67
 Cambodia	78	 Cameroon	70
 Canada	100	 Central African	61.67


## Regulatory Indicators for Sustainable Energy (RISE)

		Republic	
 Chad	35	 Chile	100
 China	100	 Colombia	100
 Congo, Dem. Rep.	62	 Congo, Rep.	35
 Costa Rica	100	 Croatia	100
 Czech Republic	100	 Côte d'Ivoire	58
 Denmark	100	 Dominican Republic	100
 Ecuador	100	 Egypt, Arab Rep.	100
 El Salvador	100	 Eritrea	50
 Ethiopia	70	 Finland	100
 France	100	 Germany	100
 Ghana	52	 Greece	100
 Guatemala	65	 Guinea	55
 Haiti	88	 Honduras	55
 Hungary	100	 India	78
 Indonesia	52	 Iran, Islamic Rep.	100
 Ireland	100	 Israel	100
 Italy	100	 Jamaica	100
 Japan	100	 Jordan	100
 Kazakhstan	100	 Kenya	81.67
 Korea, Rep.	100	 Kosovo	0







## Regulatory Indicators for Sustainable Energy (RISE)

 Kuwait	100	 Kyrgyz Republic	100
 Lao PDR	57	 Lebanon	100
 Liberia	45	 Madagascar	52
 Malawi	76.67	 Malaysia	100
 Maldives	100	 Mali	10
 Mauritania	52	 Mexico	100
 Mongolia	35	 Montenegro	0
 Morocco	100	 Mozambique	45
 Myanmar	73	 Nepal	75
 Netherlands	100	 New Zealand	100
 Nicaragua	95	 Niger	73
 Nigeria	100	 North Macedonia	0
 Norway	100	 Oman	100
 Pakistan	60	 Panama	100
 Papua New Guinea	60	 Paraguay	100
 Peru	100	 Philippines	83
 Poland	100	 Portugal	100
 Qatar	100	 Romania	100
 Russian Federation	100	 Rwanda	100
 Saudi Arabia	100	 Senegal	25
 Serbia	100	 Sierra Leone	83


































## Regulatory Indicators for Sustainable Energy (RISE)

 Singapore	100	 Slovak Republic	100
 Solomon Islands	62	 Somalia	25
 South Africa	40	 South Sudan	0
 Spain	100	 Sri Lanka	100
 Sudan	37	 Sweden	100
 Switzerland	100	 Tajikistan	100
 Tanzania	100	 Thailand	100
 Togo	25	 Tunisia	100
 Turkey	100	 Turkmenistan	100
 Uganda	73	 Ukraine	100
 United Arab Emirates	100	 United Kingdom	100
 United States	100	 Uruguay	100
 Uzbekistan	100	 Vanuatu	75
 Venezuela, RB	100	 Vietnam	100
 Yemen, Rep.	20	 Zambia	88
 Zimbabwe	86.67		











































### Indicator 5: Framework for stand-alone systems

 Afghanistan	53	 Albania	0
 Algeria	100	 Angola	28
 Argentina	100	 Armenia	100

## Regulatory Indicators for Sustainable Energy (RISE)









































 Australia	100	 Austria	100
 Azerbaijan	100	 Bahrain	100
 Bangladesh	97	 Belarus	100
 Belgium	100	 Benin	83
 Bolivia	100	 Bosnia and Herzegovina	0
 Brazil	100	 Bulgaria	100
 Burkina Faso	67	 Burundi	19.44
 Cambodia	97	 Cameroon	83
 Canada	100	 Central African Republic	11.11
 Chad	11	 Chile	100
 China	100	 Colombia	100
 Congo, Dem. Rep.	28	 Congo, Rep.	11
 Costa Rica	100	 Croatia	100
 Czech Republic	100	 Côte d'Ivoire	11
 Denmark	100	 Dominican Republic	100
 Ecuador	100	 Egypt, Arab Rep.	100
 El Salvador	100	 Eritrea	28
 Ethiopia	81	 Finland	100
 France	100	 Germany	100

## Regulatory Indicators for Sustainable Energy (RISE)









 Ghana	72	 Greece	100
 Guatemala	67	 Guinea	61
 Haiti	100	 Honduras	19
 Hungary	100	 India	69
 Indonesia	56	 Iran, Islamic Rep.	100
 Ireland	100	 Israel	100
 Italy	100	 Jamaica	100
 Japan	100	 Jordan	100
 Kazakhstan	100	 Kenya	97.22
 Korea, Rep.	100	 Kosovo	0
 Kuwait	100	 Kyrgyz Republic	100
 Lao PDR	31	 Lebanon	100
 Liberia	44	 Madagascar	72
 Malawi	38.89	 Malaysia	100
 Maldives	100	 Mali	44
 Mauritania	11	 Mexico	100
 Mongolia	11.11	 Montenegro	0
 Morocco	100	 Mozambique	44
 Myanmar	81	 Nepal	100
 Netherlands	100	 New Zealand	100
 Nicaragua	52.78	 Niger	81
 Nigeria	67	 North	0























## Regulatory Indicators for Sustainable Energy (RISE)

		Macedonia	
 Norway	100	 Oman	100
 Pakistan	83	 Panama	100
 Papua New Guinea	72	 Paraguay	100
 Peru	100	 Philippines	69
 Poland	100	 Portugal	100
 Qatar	100	 Romania	100
 Russian Federation	100	 Rwanda	72
 Saudi Arabia	100	 Senegal	44
 Serbia	100	 Sierra Leone	19
 Singapore	100	 Slovak Republic	100
 Solomon Islands	19	 Somalia	36.11
 South Africa	81	 South Sudan	11
 Spain	100	 Sri Lanka	100
 Sudan	61	 Sweden	100
 Switzerland	100	 Tajikistan	100
 Tanzania	81	 Thailand	100
 Togo	78	 Tunisia	100
 Turkey	100	 Turkmenistan	100
 Uganda	83	 Ukraine	100
 United Arab Emirates	100	 United Kingdom	100

## Regulatory Indicators for Sustainable Energy (RISE)

 United States	100	 Uruguay	100
 Uzbekistan	100	 Vanuatu	69
 Venezuela, RB	100	 Vietnam	100
 Yemen, Rep.	22	 Zambia	53
 Zimbabwe	69.44		

### Indicator 6: Consumer affordability of electricity

 Afghanistan	100	 Albania	0
 Algeria	100	 Angola	100
 Argentina	100	 Armenia	100
 Australia	100	 Austria	100
 Azerbaijan	100	 Bahrain	100
 Bangladesh	100	 Belarus	100
 Belgium	100	 Benin	81
 Bolivia	100	 Bosnia and Herzegovina	0
 Brazil	100	 Bulgaria	100
 Burkina Faso	96	 Burundi	66.71
 Cambodia	67	 Cameroon	100
 Canada	100	 Central African Republic	33.33
 Chad	9	 Chile	100
 China	100	 Colombia	100




























## Regulatory Indicators for Sustainable Energy (RISE)

 Congo, Dem. Rep.	82	 Congo, Rep.	45
 Costa Rica	100	 Croatia	100
 Czech Republic	100	 Côte d'Ivoire	100
 Denmark	100	 Dominican Republic	100
 Ecuador	100	 Egypt, Arab Rep.	100
 El Salvador	100	 Eritrea	33
 Ethiopia	100	 Finland	100
 France	100	 Germany	100
 Ghana	88	 Greece	100
 Guatemala	100	 Guinea	56
 Haiti	79	 Honduras	94
 Hungary	100	 India	96
 Indonesia	100	 Iran, Islamic Rep.	100
 Ireland	100	 Israel	100
 Italy	100	 Jamaica	100
 Japan	100	 Jordan	100
 Kazakhstan	100	 Kenya	86.63
 Korea, Rep.	100	 Kosovo	0
 Kuwait	100	 Kyrgyz Republic	100
 Lao PDR	100	 Lebanon	100



## Regulatory Indicators for Sustainable Energy (RISE)

 Liberia	56	 Madagascar	60
 Malawi	52.09	 Malaysia	100
 Maldives	100	 Mali	67
 Mauritania	67	 Mexico	100
 Mongolia	66.67	 Montenegro	0
 Morocco	100	 Mozambique	93
 Myanmar	100	 Nepal	100
 Netherlands	100	 New Zealand	100
 Nicaragua	100	 Niger	82
 Nigeria	100	 North Macedonia	0
 Norway	100	 Oman	100
 Pakistan	100	 Panama	100
 Papua New Guinea	62	 Paraguay	100
 Peru	100	 Philippines	100
 Poland	100	 Portugal	100
 Qatar	100	 Romania	100
 Russian Federation	100	 Rwanda	67
 Saudi Arabia	100	 Senegal	67
 Serbia	100	 Sierra Leone	67
 Singapore	100	 Slovak Republic	100
 Solomon Islands	33	 Somalia	52.63

## Regulatory Indicators for Sustainable Energy (RISE)

 South Africa	100	 South Sudan	56
 Spain	100	 Sri Lanka	100
 Sudan	100	 Sweden	100
 Switzerland	100	 Tajikistan	100
 Tanzania	100	 Thailand	100
 Togo	67	 Tunisia	100
 Turkey	100	 Turkmenistan	100
 Uganda	80	 Ukraine	100
 United Arab Emirates	100	 United Kingdom	100
 United States	100	 Uruguay	100
 Uzbekistan	100	 Vanuatu	100
 Venezuela, RB	100	 Vietnam	100
 Yemen, Rep.	67	 Zambia	100
 Zimbabwe	66.67		

### Indicator 7: Utility Transparency and Monitoring

 Afghanistan	50	 Albania	0
 Algeria	100	 Angola	75
 Argentina	100	 Armenia	100
 Australia	100	 Austria	100
 Azerbaijan	100	 Bahrain	100
 Bangladesh	100	 Belarus	100









































## Regulatory Indicators for Sustainable Energy (RISE)

 Belgium	100	 Benin	91
 Bolivia	100	 Bosnia and Herzegovina	0
 Brazil	100	 Bulgaria	100
 Burkina Faso	44	 Burundi	75
 Cambodia	79	 Cameroon	84
 Canada	100	 Central African Republic	33.33
 Chad	0	 Chile	100
 China	100	 Colombia	100
 Congo, Dem. Rep.	0	 Congo, Rep.	0
 Costa Rica	100	 Croatia	100
 Czech Republic	100	 Côte d'Ivoire	88
 Denmark	100	 Dominican Republic	100
 Ecuador	100	 Egypt, Arab Rep.	100
 El Salvador	100	 Eritrea	0
 Ethiopia	52	 Finland	100
 France	100	 Germany	100
 Ghana	100	 Greece	100
 Guatemala	94	 Guinea	42
 Haiti	25	 Honduras	88

## Regulatory Indicators for Sustainable Energy (RISE)






 Hungary	100	 India	100
 Indonesia	100	 Iran, Islamic Rep.	100
 Ireland	100	 Israel	100
 Italy	100	 Jamaica	100
 Japan	100	 Jordan	100
 Kazakhstan	100	 Kenya	85.42
 Korea, Rep.	100	 Kosovo	0
 Kuwait	100	 Kyrgyz Republic	100
 Lao PDR	50	 Lebanon	100
 Liberia	33	 Madagascar	0
 Malawi	50	 Malaysia	100
 Maldives	100	 Mali	31
 Mauritania	83	 Mexico	100
 Mongolia	50	 Montenegro	0
 Morocco	100	 Mozambique	25
 Myanmar	50	 Nepal	75
 Netherlands	100	 New Zealand	100
 Nicaragua	78.13	 Niger	69
 Nigeria	94	 North Macedonia	0
 Norway	100	 Oman	100
 Pakistan	75	 Panama	100

## Regulatory Indicators for Sustainable Energy (RISE)










 Papua New Guinea	42	 Paraguay	100
 Peru	100	 Philippines	100
 Poland	100	 Portugal	100
 Qatar	100	 Romania	100
 Russian Federation	100	 Rwanda	100
 Saudi Arabia	100	 Senegal	54
 Serbia	100	 Sierra Leone	33
 Singapore	100	 Slovak Republic	100
 Solomon Islands	67	 Somalia	0
 South Africa	100	 South Sudan	0
 Spain	100	 Sri Lanka	100
 Sudan	33	 Sweden	100
 Switzerland	100	 Tajikistan	100
 Tanzania	92	 Thailand	100
 Togo	81	 Tunisia	100
 Turkey	100	 Turkmenistan	100
 Uganda	100	 Ukraine	100
 United Arab Emirates	100	 United Kingdom	100
 United States	100	 Uruguay	100
 Uzbekistan	100	 Vanuatu	29



## Regulatory Indicators for Sustainable Energy (RISE)

 Venezuela, RB	100	 Vietnam	100
 Yemen, Rep.	25	 Zambia	100
 Zimbabwe	87.5		




























### Indicator 8: Utility Creditworthiness

 Afghanistan	85	 Albania	0
 Algeria	100	 Angola	38
 Argentina	100	 Armenia	100
 Australia	100	 Austria	100
 Azerbaijan	100	 Bahrain	100
 Bangladesh	75	 Belarus	100
 Belgium	100	 Benin	50
 Bolivia	100	 Bosnia and Herzegovina	0
 Brazil	100	 Bulgaria	100
 Burkina Faso	50	 Burundi	47.13
 Cambodia	100	 Cameroon	25
 Canada	100	 Central African Republic	23.58
 Chad	72	 Chile	100
 China	100	 Colombia	100
 Congo, Dem. Rep.	50	 Congo, Rep.	0
 Costa Rica	100	 Croatia	100


























## Regulatory Indicators for Sustainable Energy (RISE)

 Czech Republic	100	 Côte d'Ivoire	30
 Denmark	100	 Dominican Republic	100
 Ecuador	100	 Egypt, Arab Rep.	100
 El Salvador	100	 Eritrea	0
 Ethiopia	84	 Finland	100
 France	100	 Germany	100
 Ghana	0	 Greece	100
 Guatemala	94	 Guinea	25
 Haiti	0	 Honduras	0
 Hungary	100	 India	24
 Indonesia	3	 Iran, Islamic Rep.	100
 Ireland	100	 Israel	100
 Italy	100	 Jamaica	100
 Japan	100	 Jordan	100
 Kazakhstan	100	 Kenya	21.3
 Korea, Rep.	100	 Kosovo	0
 Kuwait	100	 Kyrgyz Republic	100
 Lao PDR	50	 Lebanon	100
 Liberia	0	 Madagascar	50
 Malawi	25	 Malaysia	100

## Regulatory Indicators for Sustainable Energy (RISE)

 Maldives	100	 Mali	0
 Mauritania	0	 Mexico	100
 Mongolia	0	 Montenegro	0
 Morocco	100	 Mozambique	7
 Myanmar	0	 Nepal	100
 Netherlands	100	 New Zealand	100
 Nicaragua	0	 Niger	47
 Nigeria	0	 North Macedonia	0
 Norway	100	 Oman	100
 Pakistan	25	 Panama	100
 Papua New Guinea	0	 Paraguay	100
 Peru	100	 Philippines	60
 Poland	100	 Portugal	100
 Qatar	100	 Romania	100
 Russian Federation	100	 Rwanda	0
 Saudi Arabia	100	 Senegal	64
 Serbia	100	 Sierra Leone	0
 Singapore	100	 Slovak Republic	100
 Solomon Islands	100	 Somalia	0
 South Africa	75	 South Sudan	0




## Regulatory Indicators for Sustainable Energy (RISE)

 Spain	100	 Sri Lanka	100
 Sudan	25	 Sweden	100
 Switzerland	100	 Tajikistan	100
 Tanzania	25	 Thailand	100
 Togo	50	 Tunisia	100
 Turkey	100	 Turkmenistan	100
 Uganda	54	 Ukraine	100
 United Arab Emirates	100	 United Kingdom	100
 United States	100	 Uruguay	100
 Uzbekistan	100	 Vanuatu	0
 Venezuela, RB	100	 Vietnam	100
 Yemen, Rep.	0	 Zambia	10
 Zimbabwe	75		











































### Overall Score

 Afghanistan	44	 Albania	0
 Algeria	100	 Angola	64
 Argentina	100	 Armenia	100
 Australia	100	 Austria	100
 Azerbaijan	100	 Bahrain	100
 Bangladesh	81	 Belarus	100
 Belgium	100	 Benin	70

## Regulatory Indicators for Sustainable Energy (RISE)

 Bolivia	100	 Bosnia and Herzegovina	0
 Brazil	100	 Bulgaria	100
 Burkina Faso	57	 Burundi	36.45
 Cambodia	78	 Cameroon	70
 Canada	100	 Central African Republic	22.46
 Chad	24	 Chile	100
 China	100	 Colombia	100
 Congo, Dem. Rep.	30	 Congo, Rep.	17
 Costa Rica	100	 Croatia	100
 Czech Republic	100	 Côte d'Ivoire	62
 Denmark	100	 Dominican Republic	100
 Ecuador	100	 Egypt, Arab Rep.	100
 El Salvador	100	 Eritrea	26
 Ethiopia	78	 Finland	100
 France	100	 Germany	100
 Ghana	64	 Greece	100
 Guatemala	79	 Guinea	44
 Haiti	48	 Honduras	49
 Hungary	100	 India	71

## Regulatory Indicators for Sustainable Energy (RISE)

 Indonesia	63	 Iran, Islamic Rep.	100
 Ireland	100	 Israel	100
 Italy	100	 Jamaica	100
 Japan	100	 Jordan	100
 Kazakhstan	100	 Kenya	76.42
 Korea, Rep.	100	 Kosovo	0
 Kuwait	100	 Kyrgyz Republic	100
 Lao PDR	53	 Lebanon	100
 Liberia	40	 Madagascar	33
 Malawi	61.48	 Malaysia	100
 Maldives	100	 Mali	29
 Mauritania	31	 Mexico	100
 Mongolia	23	 Montenegro	0
 Morocco	100	 Mozambique	37
 Myanmar	65	 Nepal	64
 Netherlands	100	 New Zealand	100
 Nicaragua	63.81	 Niger	64
 Nigeria	72	 North Macedonia	0
 Norway	100	 Oman	100
 Pakistan	49	 Panama	100
 Papua New Guinea	45	 Paraguay	100

## Regulatory Indicators for Sustainable Energy (RISE)

 Peru	100	 Philippines	80
 Poland	100	 Portugal	100
 Qatar	100	 Romania	100
 Russian Federation	100	 Rwanda	73
 Saudi Arabia	100	 Senegal	48
 Serbia	100	 Sierra Leone	38
 Singapore	100	 Slovak Republic	100
 Solomon Islands	36	 Somalia	20.47
 South Africa	80	 South Sudan	8
 Spain	100	 Sri Lanka	100
 Sudan	56	 Sweden	100
 Switzerland	100	 Tajikistan	100
 Tanzania	80	 Thailand	100
 Togo	65	 Tunisia	100
 Turkey	100	 Turkmenistan	100
 Uganda	74	 Ukraine	100
 United Arab Emirates	100	 United Kingdom	100
 United States	100	 Uruguay	100
 Uzbekistan	100	 Vanuatu	49
 Venezuela, RB	100	 Vietnam	100
 Yemen, Rep.	21	 Zambia	54

## Regulatory Indicators for Sustainable Energy (RISE)

 Zimbabwe	55.45
--	-------

### Clean Cooking

#### Indicator 1: Clean Cooking Planning

#### Indicator 2: Scope of Planning

#### Indicator 3: Standards and Labeling

#### Indicator 4: Financing Incentives and Attributes

#### Overall Score







































### Renewable Energy

#### Indicator 1: Legal framework for renewable energy







































 Afghanistan	80	 Albania	100
 Algeria	100	 Angola	80
 Argentina	80	 Armenia	100
 Australia	100	 Austria	100
 Azerbaijan	80	 Bahrain	100
 Bangladesh	100	 Belarus	80
 Belgium	100	 Benin	80
 Bolivia	80	 Bosnia and Herzegovina	80



























## Regulatory Indicators for Sustainable Energy (RISE)

 Brazil	80	 Bulgaria	100
 Burkina Faso	40	 Burundi	20
 Cambodia	40	 Cameroon	80
 Canada	60	 Central African Republic	100
 Chad	40	 Chile	100
 China	100	 Colombia	100
 Congo, Dem. Rep.	80	 Congo, Rep.	60
 Costa Rica	100	 Côte d'Ivoire	80
 Croatia	100	 Czech Republic	100
 Denmark	100	 Dominican Republic	100
 Ecuador	80	 Egypt, Arab Rep.	100
 El Salvador	80	 Eritrea	20
 Ethiopia	80	 Finland	100
 France	100	 Germany	100
 Ghana	80	 Greece	100
 Guatemala	80	 Guinea	20
 Haiti	60	 Honduras	80
 Hungary	100	 India	100
 Indonesia	80	 Iran, Islamic Rep.	100

## Regulatory Indicators for Sustainable Energy (RISE)





















 Ireland	100	 Israel	100
 Italy	80	 Jamaica	60
 Japan	80	 Jordan	100
 Kazakhstan	60	 Kenya	80
 Korea, Rep.	80	 Kosovo	80
 Kuwait	60	 Kyrgyz Republic	60
 Lao PDR	80	 Lebanon	100
 Liberia	80	 North Macedonia	60
 Madagascar	80	 Malawi	80
 Malaysia	80	 Maldives	80
 Mali	80	 Mauritania	60
 Mexico	80	 Mongolia	60
 Montenegro	100	 Morocco	100
 Mozambique	20	 Myanmar	20
 Nepal	80	 Netherlands	80
 New Zealand	60	 Nicaragua	80
 Niger	80	 Nigeria	80
 Norway	100	 Oman	80
 Pakistan	40	 Panama	80
 Papua New Guinea	20	 Paraguay	40
 Peru	80	 Philippines	80

## Regulatory Indicators for Sustainable Energy (RISE)











































 Poland	100	 Portugal	100
 Qatar	80	 Romania	100
 Russian Federation	100	 Rwanda	100
 Saudi Arabia	80	 Senegal	80
 Serbia	100	 Sierra Leone	60
 Singapore	80	 Slovak Republic	100
 Solomon Islands	100	 Somalia	60
 South Africa	80	 South Sudan	40
 Spain	100	 Sri Lanka	80
 Sudan	80	 Sweden	100
 Switzerland	100	 Tajikistan	60
 Tanzania	100	 Thailand	80
 Togo	80	 Tunisia	100
 Turkey	100	 Turkmenistan	0
 Uganda	80	 Ukraine	100
 United Arab Emirates	80	 United Kingdom	100
 United States	60	 Uruguay	80
 Uzbekistan	100	 Vanuatu	60
 Venezuela, RB	60	 Vietnam	80
 Yemen, Rep.	80	 Zambia	80
 Zimbabwe	80		

## Regulatory Indicators for Sustainable Energy (RISE)

### Indicator 2: Planning for renewable energy expansion

 Afghanistan	32	 Albania	44
 Algeria	71	 Angola	63
 Argentina	57	 Armenia	68
 Australia	79	 Austria	85
 Azerbaijan	58	 Bahrain	46
 Bangladesh	33	 Belarus	81.67
 Belgium	93	 Benin	76
 Bolivia	54	 Bosnia and Herzegovina	68
 Brazil	92	 Bulgaria	76
 Burkina Faso	39	 Burundi	3
 Cambodia	18	 Cameroon	59
 Canada	76	 Central African Republic	28
 Chad	58	 Chile	77
 China	56	 Colombia	67
 Congo, Dem. Rep.	43	 Congo, Rep.	18
 Costa Rica	90	 Côte d'Ivoire	67
 Croatia	80	 Czech Republic	73
 Denmark	97	 Dominican Republic	88
 Ecuador	63	 Egypt, Arab Rep.	71
















## Regulatory Indicators for Sustainable Energy (RISE)

 El Salvador	48	 Eritrea	25
 Ethiopia	83	 Finland	90
 France	88	 Germany	97
 Ghana	83	 Greece	93
 Guatemala	34	 Guinea	31
 Haiti	31	 Honduras	40
 Hungary	72	 India	73
 Indonesia	55	 Iran, Islamic Rep.	100
 Ireland	97	 Israel	59
 Italy	97	 Jamaica	54
 Japan	77	 Jordan	55
 Kazakhstan	35	 Kenya	75
 Korea, Rep.	88	 Kosovo	65
 Kuwait	38	 Kyrgyz Republic	4
 Lao PDR	55	 Lebanon	80
 Liberia	56	 North Macedonia	62
 Madagascar	24	 Malawi	76
 Malaysia	68	 Maldives	33
 Mali	86	 Mauritania	63
 Mexico	72	 Mongolia	12.5
 Montenegro	73	 Morocco	80

























## Regulatory Indicators for Sustainable Energy (RISE)

 Mozambique	46	 Myanmar	39
 Nepal	29	 Netherlands	97
 New Zealand	88	 Nicaragua	58
 Niger	75	 Nigeria	68
 Norway	97	 Oman	58
 Pakistan	55	 Panama	51
 Papua New Guinea	59	 Paraguay	46
 Peru	64	 Philippines	53
 Poland	69	 Portugal	93
 Qatar	47	 Romania	89
 Russian Federation	48	 Rwanda	100
 Saudi Arabia	48	 Senegal	51
 Serbia	90	 Sierra Leone	38
 Singapore	59	 Slovak Republic	80
 Solomon Islands	21	 Somalia	24
 South Africa	100	 South Sudan	4
 Spain	97	 Sri Lanka	63
 Sudan	55	 Sweden	73
 Switzerland	93	 Tajikistan	29
 Tanzania	59	 Thailand	81
 Togo	66.67	 Tunisia	72









































## Regulatory Indicators for Sustainable Energy (RISE)

 Turkey	93	 Turkmenistan	0
 Uganda	80	 Ukraine	80
 United Arab Emirates	72	 United Kingdom	100
 United States	58.67	 Uruguay	73
 Uzbekistan	36	 Vanuatu	8
 Venezuela, RB	24	 Vietnam	97
 Yemen, Rep.	70	 Zambia	76
 Zimbabwe	80		

### Indicator 3: Incentives and regulatory support for renewable energy











































 Afghanistan	19	 Albania	53
 Algeria	45	 Angola	25
 Argentina	38	 Armenia	75
 Australia	85	 Austria	90
 Azerbaijan	6	 Bahrain	19
 Bangladesh	35	 Belarus	30
 Belgium	95	 Benin	19
 Bolivia	31	 Bosnia and Herzegovina	60
 Brazil	90	 Bulgaria	95
 Burkina Faso	37	 Burundi	19
 Cambodia	24	 Cameroon	30
 Canada	95	 Central African	6

## Regulatory Indicators for Sustainable Energy (RISE)
































		Republic	
 Chad	100	 Chile	73
 China	83	 Colombia	55
 Congo, Dem. Rep.	24	 Congo, Rep.	19
 Costa Rica	44	 Côte d'Ivoire	62
 Croatia	53	 Czech Republic	95
 Denmark	100	 Dominican Republic	47
 Ecuador	43	 Egypt, Arab Rep.	65
 El Salvador	30	 Eritrea	5
 Ethiopia	35	 Finland	73
 France	80	 Germany	100
 Ghana	60	 Greece	75
 Guatemala	30	 Guinea	0
 Haiti	13	 Honduras	16
 Hungary	80	 India	95
 Indonesia	42	 Iran, Islamic Rep.	92
 Ireland	87	 Israel	75
 Italy	92	 Jamaica	48
 Japan	85	 Jordan	62
 Kazakhstan	35	 Kenya	87
 Korea, Rep.	82	 Kosovo	56









## Regulatory Indicators for Sustainable Energy (RISE)

 Kuwait	0	 Kyrgyz Republic	27
 Lao PDR	45	 Lebanon	89
 Liberia	8	 North Macedonia	29
 Madagascar	19	 Malawi	90
 Malaysia	52	 Maldives	33
 Mali	72	 Mauritania	0
 Mexico	65	 Mongolia	32.5
 Montenegro	37	 Morocco	65
 Mozambique	33	 Myanmar	34
 Nepal	52	 Netherlands	77
 New Zealand	33	 Nicaragua	45
 Niger	72	 Nigeria	75
 Norway	100	 Oman	40
 Pakistan	50	 Panama	65
 Papua New Guinea	20	 Paraguay	35
 Peru	37	 Philippines	60
 Poland	48	 Portugal	79
 Qatar	25	 Romania	60
 Russian Federation	29	 Rwanda	83.33
 Saudi Arabia	19	 Senegal	30
 Serbia	77	 Sierra Leone	28




































## Regulatory Indicators for Sustainable Energy (RISE)

 Singapore	29	 Slovak Republic	84
 Solomon Islands	6	 Somalia	5
 South Africa	95	 South Sudan	0
 Spain	78	 Sri Lanka	54
 Sudan	6	 Sweden	43
 Switzerland	82	 Tajikistan	38
 Tanzania	30	 Thailand	42
 Togo	18.75	 Tunisia	75
 Turkey	60	 Turkmenistan	0
 Uganda	50	 Ukraine	45
 United Arab Emirates	75	 United Kingdom	100
 United States	62.25	 Uruguay	90
 Uzbekistan	15	 Vanuatu	0
 Venezuela, RB	25	 Vietnam	52
 Yemen, Rep.	8	 Zambia	42
 Zimbabwe	54.17		














### Indicator 4: Attributes of financial and regulatory incentives

 Afghanistan	0	 Albania	33
 Algeria	17	 Angola	33
 Argentina	100	 Armenia	75











































## Regulatory Indicators for Sustainable Energy (RISE)

 Australia	58	 Austria	33
 Azerbaijan	8	 Bahrain	42
 Bangladesh	25	 Belarus	66.67
 Belgium	42	 Benin	25
 Bolivia	42	 Bosnia and Herzegovina	33
 Brazil	75	 Bulgaria	25
 Burkina Faso	25	 Burundi	25
 Cambodia	8	 Cameroon	42
 Canada	83	 Central African Republic	0
 Chad	92	 Chile	83
 China	42	 Colombia	58
 Congo, Dem. Rep.	25	 Congo, Rep.	17
 Costa Rica	17	 Côte d'Ivoire	92
 Croatia	42	 Czech Republic	25
 Denmark	92	 Dominican Republic	50
 Ecuador	67	 Egypt, Arab Rep.	92
 El Salvador	58	 Eritrea	25
 Ethiopia	42	 Finland	50
 France	100	 Germany	100










## Regulatory Indicators for Sustainable Energy (RISE)

 Ghana	92	 Greece	67
 Guatemala	50	 Guinea	0
 Haiti	25	 Honduras	67
 Hungary	58	 India	95
 Indonesia	33	 Iran, Islamic Rep.	100
 Ireland	50	 Israel	92
 Italy	50	 Jamaica	58
 Japan	92	 Jordan	92
 Kazakhstan	33	 Kenya	58
 Korea, Rep.	92	 Kosovo	25
 Kuwait	25	 Kyrgyz Republic	33
 Lao PDR	8	 Lebanon	50
 Liberia	33	 North Macedonia	25
 Madagascar	33	 Malawi	67
 Malaysia	58	 Maldives	17
 Mali	33	 Mauritania	8
 Mexico	75	 Mongolia	16.67
 Montenegro	33	 Morocco	83
 Mozambique	0	 Myanmar	25
 Nepal	58	 Netherlands	75
 New Zealand	8	 Nicaragua	50





























## Regulatory Indicators for Sustainable Energy (RISE)

 Niger	25	 Nigeria	25
 Norway	83	 Oman	58
 Pakistan	50	 Panama	50
 Papua New Guinea	17	 Paraguay	25
 Peru	8	 Philippines	83
 Poland	0	 Portugal	58
 Qatar	17	 Romania	17
 Russian Federation	33	 Rwanda	83.33
 Saudi Arabia	50	 Senegal	8
 Serbia	50	 Sierra Leone	17
 Singapore	75	 Slovak Republic	50
 Solomon Islands	0	 Somalia	17
 South Africa	33	 South Sudan	0
 Spain	58	 Sri Lanka	58
 Sudan	0	 Sweden	92
 Switzerland	75	 Tajikistan	17
 Tanzania	92	 Thailand	75
 Togo	25	 Tunisia	75
 Turkey	92	 Turkmenistan	8
 Uganda	58	 Ukraine	58
 United Arab Emirates	75	 United Kingdom	100





































## Regulatory Indicators for Sustainable Energy (RISE)

 United States	32	 Uruguay	67
 Uzbekistan	0	 Vanuatu	0
 Venezuela, RB	0	 Vietnam	50
 Yemen, Rep.	0	 Zambia	75
 Zimbabwe	25		











































### Indicator 5: Network connection and use

 Afghanistan	40	 Albania	59
 Algeria	57	 Angola	49
 Argentina	64	 Armenia	13
 Australia	83	 Austria	71
 Azerbaijan	6	 Bahrain	13
 Bangladesh	40	 Belarus	42.22
 Belgium	82	 Benin	13
 Bolivia	58	 Bosnia and Herzegovina	31
 Brazil	100	 Bulgaria	88
 Burkina Faso	23	 Burundi	0
 Cambodia	30	 Cameroon	33
 Canada	81	 Central African Republic	6
 Chad	93	 Chile	88
 China	82	 Colombia	77

## Regulatory Indicators for Sustainable Energy (RISE)




























 Congo, Dem. Rep.	29	 Congo, Rep.	6
 Costa Rica	43	 Côte d'Ivoire	40
 Croatia	70	 Czech Republic	71
 Denmark	93	 Dominican Republic	74
 Ecuador	53	 Egypt, Arab Rep.	83
 El Salvador	83	 Eritrea	6
 Ethiopia	7	 Finland	93
 France	52	 Germany	93
 Ghana	100	 Greece	60
 Guatemala	83	 Guinea	0
 Haiti	20	 Honduras	11
 Hungary	82	 India	87
 Indonesia	30	 Iran, Islamic Rep.	93
 Ireland	78	 Israel	66
 Italy	94	 Jamaica	66
 Japan	57	 Jordan	50
 Kazakhstan	64	 Kenya	70
 Korea, Rep.	60	 Kosovo	32
 Kuwait	7	 Kyrgyz Republic	47
 Lao PDR	7	 Lebanon	31

## Regulatory Indicators for Sustainable Energy (RISE)













 Liberia	0	 North Macedonia	24
 Madagascar	0	 Malawi	53
 Malaysia	32	 Maldives	12
 Mali	7	 Mauritania	6
 Mexico	89	 Mongolia	18.89
 Montenegro	39	 Morocco	40
 Mozambique	12	 Myanmar	6
 Nepal	19	 Netherlands	82
 New Zealand	83	 Nicaragua	37
 Niger	53	 Nigeria	64
 Norway	71	 Oman	66
 Pakistan	47	 Panama	76
 Papua New Guinea	58	 Paraguay	29
 Peru	13	 Philippines	70
 Poland	23	 Portugal	82
 Qatar	0	 Romania	93
 Russian Federation	76	 Rwanda	93.33
 Saudi Arabia	20	 Senegal	13
 Serbia	52	 Sierra Leone	27
 Singapore	77	 Slovak Republic	77
 Solomon Islands	27	 Somalia	6































## Regulatory Indicators for Sustainable Energy (RISE)

 South Africa	77	 South Sudan	17
 Spain	77	 Sri Lanka	32
 Sudan	20	 Sweden	88
 Switzerland	88	 Tajikistan	36
 Tanzania	54	 Thailand	20
 Togo	0	 Tunisia	64
 Turkey	82	 Turkmenistan	27
 Uganda	26	 Ukraine	64
 United Arab Emirates	50	 United Kingdom	88
 United States	81	 Uruguay	77
 Uzbekistan	26	 Vanuatu	0
 Venezuela, RB	0	 Vietnam	66
 Yemen, Rep.	20	 Zambia	20
 Zimbabwe	43		









































### Indicator 6: Counterparty risk

 Afghanistan	45	 Albania	35
 Algeria	23	 Angola	46
 Argentina	81	 Armenia	78
 Australia	75	 Austria	92
 Azerbaijan	17	 Bahrain	13
 Bangladesh	74	 Belarus	16.67









































## Regulatory Indicators for Sustainable Energy (RISE)

 Belgium	82	 Benin	50
 Bolivia	65	 Bosnia and Herzegovina	57
 Brazil	83	 Bulgaria	92
 Burkina Faso	48	 Burundi	33
 Cambodia	75	 Cameroon	70
 Canada	73	 Central African Republic	8
 Chad	57	 Chile	100
 China	70	 Colombia	86
 Congo, Dem. Rep.	33	 Congo, Rep.	0
 Costa Rica	74	 Côte d'Ivoire	35
 Croatia	83	 Czech Republic	59
 Denmark	82	 Dominican Republic	39
 Ecuador	54	 Egypt, Arab Rep.	76
 El Salvador	70	 Eritrea	17
 Ethiopia	57	 Finland	81
 France	92	 Germany	91
 Ghana	67	 Greece	79
 Guatemala	79	 Guinea	21
 Haiti	8	 Honduras	46



## Regulatory Indicators for Sustainable Energy (RISE)

 Hungary	98	 India	75
 Indonesia	68	 Iran, Islamic Rep.	67
 Ireland	74	 Israel	71
 Italy	75	 Jamaica	100
 Japan	78	 Jordan	64
 Kazakhstan	79	 Kenya	45
 Korea, Rep.	67	 Kosovo	50
 Kuwait	17	 Kyrgyz Republic	23
 Lao PDR	33	 Lebanon	67
 Liberia	25	 North Macedonia	33
 Madagascar	29	 Malawi	74
 Malaysia	74	 Maldives	21
 Mali	10	 Mauritania	38
 Mexico	96	 Mongolia	16.67
 Montenegro	57	 Morocco	81
 Mozambique	32	 Myanmar	17
 Nepal	58	 Netherlands	49
 New Zealand	66	 Nicaragua	25
 Niger	39	 Nigeria	65
 Norway	98	 Oman	54
 Pakistan	52	 Panama	56

































## Regulatory Indicators for Sustainable Energy (RISE)

 Papua New Guinea	29	 Paraguay	29
 Peru	48	 Philippines	66
 Poland	44	 Portugal	51
 Qatar	60	 Romania	58
 Russian Federation	92	 Rwanda	66.67
 Saudi Arabia	58	 Senegal	71
 Serbia	57	 Sierra Leone	42
 Singapore	67	 Slovak Republic	90
 Solomon Islands	54	 Somalia	17
 South Africa	92	 South Sudan	0
 Spain	82	 Sri Lanka	70
 Sudan	17	 Sweden	74
 Switzerland	99	 Tajikistan	30
 Tanzania	38	 Thailand	83
 Togo	43.75	 Tunisia	64
 Turkey	84	 Turkmenistan	17
 Uganda	85	 Ukraine	66
 United Arab Emirates	92	 United Kingdom	68
 United States	69	 Uruguay	96
 Uzbekistan	4	 Vanuatu	8









## Regulatory Indicators for Sustainable Energy (RISE)

 Venezuela, RB	2	 Vietnam	53
 Yemen, Rep.	4	 Zambia	70
 Zimbabwe	56		






### Indicator 7: Carbon Pricing and Monitoring

 Afghanistan	0	 Albania	50
 Algeria	0	 Angola	0
 Argentina	0	 Armenia	50
 Australia	100	 Austria	100
 Azerbaijan	0	 Bahrain	0
 Bangladesh	0	 Belarus	50
 Belgium	100	 Benin	50
 Bolivia	0	 Bosnia and Herzegovina	50
 Brazil	50	 Bulgaria	100
 Burkina Faso	0	 Burundi	0
 Cambodia	50	 Cameroon	0
 Canada	100	 Central African Republic	0
 Chad	100	 Chile	50
 China	50	 Colombia	100
 Congo, Dem. Rep.	0	 Congo, Rep.	0
 Costa Rica	100	 Côte d'Ivoire	0
























## Regulatory Indicators for Sustainable Energy (RISE)

 Croatia	0	 Czech Republic	100
 Denmark	100	 Dominican Republic	0
 Ecuador	0	 Egypt, Arab Rep.	50
 El Salvador	50	 Eritrea	0
 Ethiopia	0	 Finland	100
 France	100	 Germany	100
 Ghana	50	 Greece	100
 Guatemala	0	 Guinea	0
 Haiti	0	 Honduras	50
 Hungary	100	 India	100
 Indonesia	50	 Iran, Islamic Rep.	50
 Ireland	100	 Israel	100
 Italy	100	 Jamaica	0
 Japan	100	 Jordan	100
 Kazakhstan	100	 Kenya	0
 Korea, Rep.	100	 Kosovo	0
 Kuwait	50	 Kyrgyz Republic	0
 Lao PDR	0	 Lebanon	50
 Liberia	50	 North Macedonia	50
 Madagascar	0	 Malawi	0

















## Regulatory Indicators for Sustainable Energy (RISE)

 Malaysia	0	 Maldives	0
 Mali	0	 Mauritania	100
 Mexico	100	 Mongolia	0
 Montenegro	0	 Morocco	50
 Mozambique	0	 Myanmar	0
 Nepal	0	 Netherlands	100
 New Zealand	100	 Nicaragua	0
 Niger	0	 Nigeria	50
 Norway	0	 Oman	0
 Pakistan	0	 Panama	0
 Papua New Guinea	0	 Paraguay	0
 Peru	50	 Philippines	0
 Poland	100	 Portugal	100
 Qatar	100	 Romania	100
 Russian Federation	50	 Rwanda	100
 Saudi Arabia	0	 Senegal	0
 Serbia	0	 Sierra Leone	0
 Singapore	0	 Slovak Republic	100
 Solomon Islands	0	 Somalia	0
 South Africa	100	 South Sudan	0
 Spain	100	 Sri Lanka	0

## Regulatory Indicators for Sustainable Energy (RISE)











 Sudan	0	 Sweden	100
 Switzerland	100	 Tajikistan	0
 Tanzania	50	 Thailand	0
 Togo	0	 Tunisia	100
 Turkey	50	 Turkmenistan	0
 Uganda	0	 Ukraine	50
 United Arab Emirates	100	 United Kingdom	100
 United States	40	 Uruguay	0
 Uzbekistan	50	 Vanuatu	0
 Venezuela, RB	0	 Vietnam	0
 Yemen, Rep.	0	 Zambia	100
 Zimbabwe	50		

### Overall Score











































 Afghanistan	31	 Albania	53
 Algeria	45	 Angola	42
 Argentina	60	 Armenia	66
 Australia	83	 Austria	82
 Azerbaijan	25	 Bahrain	33
 Bangladesh	44	 Belarus	52.46
 Belgium	85	 Benin	45
 Bolivia	47	 Bosnia and Herzegovina	54












































## Regulatory Indicators for Sustainable Energy (RISE)

 Brazil	81	 Bulgaria	82
 Burkina Faso	30	 Burundi	14
 Cambodia	35	 Cameroon	45
 Canada	81	 Central African Republic	21
 Chad	77	 Chile	82
 China	69	 Colombia	78
 Congo, Dem. Rep.	33	 Congo, Rep.	17
 Costa Rica	67	 Côte d'Ivoire	54
 Croatia	61	 Czech Republic	75
 Denmark	95	 Dominican Republic	57
 Ecuador	51	 Egypt, Arab Rep.	77
 El Salvador	60	 Eritrea	14
 Ethiopia	43	 Finland	84
 France	87	 Germany	97
 Ghana	76	 Greece	82
 Guatemala	51	 Guinea	10
 Haiti	22	 Honduras	44
 Hungary	84	 India	89
 Indonesia	51	 Iran, Islamic Rep.	86

## Regulatory Indicators for Sustainable Energy (RISE)





































 Ireland	84	 Israel	80
 Italy	84	 Jamaica	55
 Japan	81	 Jordan	75
 Kazakhstan	58	 Kenya	59
 Korea, Rep.	81	 Kosovo	44
 Kuwait	28	 Kyrgyz Republic	28
 Lao PDR	33	 Lebanon	67
 Liberia	36	 North Macedonia	40
 Madagascar	26	 Malawi	63
 Malaysia	52	 Maldives	28
 Mali	41	 Mauritania	39
 Mexico	82	 Mongolia	22.46
 Montenegro	48	 Morocco	71
 Mozambique	20	 Myanmar	20
 Nepal	42	 Netherlands	80
 New Zealand	63	 Nicaragua	42
 Niger	49	 Nigeria	61
 Norway	78	 Oman	51
 Pakistan	42	 Panama	54
 Papua New Guinea	29	 Paraguay	29
 Peru	43	 Philippines	59

## Regulatory Indicators for Sustainable Energy (RISE)

 Poland	55	 Portugal	80
 Qatar	47	 Romania	74
 Russian Federation	61	 Rwanda	89.52
 Saudi Arabia	39	 Senegal	36
 Serbia	61	 Sierra Leone	30
 Singapore	55	 Slovak Republic	83
 Solomon Islands	30	 Somalia	18
 South Africa	82	 South Sudan	9
 Spain	85	 Sri Lanka	51
 Sudan	25	 Sweden	81
 Switzerland	91	 Tajikistan	30
 Tanzania	60	 Thailand	54
 Togo	33.45	 Tunisia	79
 Turkey	80	 Turkmenistan	7
 Uganda	54	 Ukraine	66
 United Arab Emirates	78	 United Kingdom	94
 United States	57.46	 Uruguay	69
 Uzbekistan	33	 Vanuatu	11
 Venezuela, RB	16	 Vietnam	57
 Yemen, Rep.	26	 Zambia	66
 Zimbabwe	55.54		

## Regulatory Indicators for Sustainable Energy (RISE)










































### Energy Efficiency

Indicator 1: National energy efficiency planning					
	Afghanistan	83		Albania	83
	Algeria	93		Angola	17
	Argentina	17		Armenia	100
	Australia	100		Austria	87
	Azerbaijan	47		Bahrain	100
	Bangladesh	70		Belarus	100
	Belgium	87		Benin	77
	Bolivia	17		Bosnia and Herzegovina	83
	Brazil	60		Bulgaria	80
	Burkina Faso	67		Burundi	17
	Cambodia	87		Cameroon	77
	Canada	100		Central African Republic	60
	Chad	17		Chile	47
	China	83.33		Colombia	93
	Congo, Dem. Rep.	67		Congo, Rep.	0
	Costa Rica	47		Côte d'Ivoire	87
	Croatia	100		Czech Republic	67
	Denmark	80		Dominican Republic	100


















## Regulatory Indicators for Sustainable Energy (RISE)

 Ecuador	100	 Egypt, Arab Rep.	77
 El Salvador	67	 Eritrea	6.67
 Ethiopia	83	 Finland	93
 France	93	 Germany	100
 Ghana	57	 Greece	67
 Guatemala	60	 Guinea	77
 Haiti	0	 Honduras	17
 Hungary	100	 India	100
 Indonesia	40	 Iran, Islamic Rep.	93
 Ireland	93	 Israel	100
 Italy	93	 Jamaica	40
 Japan	67	 Jordan	93
 Kazakhstan	83	 Kenya	83
 Korea, Rep.	93	 Kosovo	83
 Kuwait	76.67	 Kyrgyz Republic	0
 Lao PDR	30	 Lebanon	93
 Liberia	33	 North Macedonia	93
 Madagascar	77	 Malawi	77
 Malaysia	83	 Maldives	0
 Mali	66.67	 Mauritania	0
 Mexico	93	 Mongolia	63























## Regulatory Indicators for Sustainable Energy (RISE)

 Montenegro	77	 Morocco	93
 Mozambique	17	 Myanmar	100
 Nepal	50	 Netherlands	100
 New Zealand	83	 Nicaragua	33
 Niger	60	 Nigeria	67
Norway	100	 Oman	17
 Pakistan	67	 Panama	83
 Papua New Guinea	67	 Paraguay	67
 Peru	17	 Philippines	100
 Poland	100	 Portugal	100
 Qatar	60	 Romania	100
 Russian Federation	100	 Rwanda	100
 Saudi Arabia	100	 Senegal	67
 Serbia	100	 Sierra Leone	40
 Singapore	100	 Slovak Republic	67
 Solomon Islands	67	 Somalia	40
 South Africa	67	 South Sudan	0
 Spain	93	 Sri Lanka	83
 Sudan	60	 Sweden	73
 Switzerland	73	 Tajikistan	100
 Tanzania	17	 Thailand	83


































## Regulatory Indicators for Sustainable Energy (RISE)

 Togo	93	 Tunisia	93
 Turkey	100	 Turkmenistan	40
 Uganda	40	 Ukraine	93
 United Arab Emirates	100	 United Kingdom	100
 United States	88	 Uruguay	100
 Uzbekistan	100	 Vanuatu	40
 Venezuela, RB	17	 Vietnam	87
 Yemen, Rep.	57	 Zambia	47
 Zimbabwe	76.67		

### Indicator 2: Energy efficiency entities





 Afghanistan	67	 Albania	50
 Algeria	83	 Angola	17
 Argentina	33	 Armenia	58
 Australia	92	 Austria	83
 Azerbaijan	58	 Bahrain	100
 Bangladesh	100	 Belarus	75
 Belgium	75	 Benin	58
 Bolivia	75	 Bosnia and Herzegovina	83
 Brazil	100	 Bulgaria	100
 Burkina Faso	75	 Burundi	8
 Cambodia	100	 Cameroon	75

## Regulatory Indicators for Sustainable Energy (RISE)




































 Canada	75	 Central African Republic	42
 Chad	100	 Chile	75
 China	75	 Colombia	100
 Congo, Dem. Rep.	8	 Congo, Rep.	0
 Costa Rica	75	 Côte d'Ivoire	100
 Croatia	100	 Czech Republic	100
 Denmark	100	 Dominican Republic	17
 Ecuador	50	 Egypt, Arab Rep.	100
 El Salvador	25	 Eritrea	0
 Ethiopia	75	 Finland	100
 France	92	 Germany	100
 Ghana	75	 Greece	50
 Guatemala	58	 Guinea	75
 Haiti	25	 Honduras	42
 Hungary	100	 India	100
 Indonesia	67	 Iran, Islamic Rep.	100
 Ireland	92	 Israel	92
 Italy	100	 Jamaica	100
 Japan	67	 Jordan	100





## Regulatory Indicators for Sustainable Energy (RISE)

 Kazakhstan	75	 Kenya	100
 Korea, Rep.	100	 Kosovo	83
Kuwait	58.33	 Kyrgyz Republic	50
 Lao PDR	17	 Lebanon	100
 Liberia	8	 North Macedonia	75
 Madagascar	8	 Malawi	75
 Malaysia	92	 Maldives	0
 Mali	16.67	 Mauritania	17
 Mexico	92	 Mongolia	100
 Montenegro	92	 Morocco	100
 Mozambique	8	 Myanmar	50
 Nepal	83	 Netherlands	100
 New Zealand	92	 Nicaragua	42
 Niger	25	 Nigeria	75
Norway	100	 Oman	50
 Pakistan	100	 Panama	100
 Papua New Guinea	58	 Paraguay	58
 Peru	33	 Philippines	75
 Poland	75	 Portugal	100
 Qatar	67	 Romania	100
 Russian Federation	75	 Rwanda	100





























## Regulatory Indicators for Sustainable Energy (RISE)

 Saudi Arabia	100	 Senegal	50
 Serbia	83	 Sierra Leone	33
 Singapore	100	 Slovak Republic	92
 Solomon Islands	33	 Somalia	16.67
 South Africa	100	 South Sudan	0
 Spain	100	 Sri Lanka	100
 Sudan	17	 Sweden	92
 Switzerland	100	 Tajikistan	50
 Tanzania	33	 Thailand	100
 Togo	58	 Tunisia	100
 Turkey	100	 Turkmenistan	50
 Uganda	58	 Ukraine	92
 United Arab Emirates	100	 United Kingdom	100
 United States	92	 Uruguay	83
 Uzbekistan	100	 Vanuatu	25
 Venezuela, RB	17	 Vietnam	75
 Yemen, Rep.	25	 Zambia	17
 Zimbabwe	58.33		









































### Indicator 3: Incentives & mandates: Industrial and Commercial End users

 Afghanistan	71	 Albania	71
---	----	---	----










































## Regulatory Indicators for Sustainable Energy (RISE)

 Algeria	88	 Angola	0
 Argentina	50	 Armenia	29
 Australia	58	 Austria	100
 Azerbaijan	0	 Bahrain	29
 Bangladesh	79	 Belarus	75
 Belgium	88	 Benin	29
 Bolivia	58	 Bosnia and Herzegovina	33
 Brazil	83	 Bulgaria	75
 Burkina Faso	38	 Burundi	0
 Cambodia	63	 Cameroon	67
 Canada	67	 Central African Republic	0
 Chad	50	 Chile	83
 China	100	 Colombia	50
 Congo, Dem. Rep.	21	 Congo, Rep.	0
 Costa Rica	75	 Côte d'Ivoire	54
 Croatia	75	 Czech Republic	79
 Denmark	100	 Dominican Republic	13
 Ecuador	50	 Egypt, Arab Rep.	100
 El Salvador	0	 Eritrea	0














## Regulatory Indicators for Sustainable Energy (RISE)

 Ethiopia	50	 Finland	63
 France	50	 Germany	100
 Ghana	75	 Greece	54
 Guatemala	13	 Guinea	63
 Haiti	0	 Honduras	13
 Hungary	100	 India	97.5
 Indonesia	58	 Iran, Islamic Rep.	58
 Ireland	100	 Israel	67
 Italy	63	 Jamaica	50
 Japan	75	 Jordan	83
 Kazakhstan	50	 Kenya	88
 Korea, Rep.	100	 Kosovo	38
 Kuwait	37.5	 Kyrgyz Republic	8
 Lao PDR	0	 Lebanon	54
 Liberia	0	 North Macedonia	42
 Madagascar	0	 Malawi	38
 Malaysia	79	 Maldives	0
 Mali	12.5	 Mauritania	0
 Mexico	83	 Mongolia	63
 Montenegro	58	 Morocco	100
 Mozambique	0	 Myanmar	42

























## Regulatory Indicators for Sustainable Energy (RISE)

 Nepal	50	 Netherlands	100
 New Zealand	25	 Nicaragua	25
 Niger	13	 Nigeria	0
Norway	70.83	 Oman	13
 Pakistan	54	 Panama	75
 Papua New Guinea	63	 Paraguay	0
 Peru	0	 Philippines	25
 Poland	33	 Portugal	100
 Qatar	100	 Romania	100
 Russian Federation	88	 Rwanda	45.83
 Saudi Arabia	88	 Senegal	13
 Serbia	75	 Sierra Leone	0
 Singapore	100	 Slovak Republic	100
 Solomon Islands	0	 Somalia	0
 South Africa	58	 South Sudan	0
 Spain	88	 Sri Lanka	71
 Sudan	17	 Sweden	0
 Switzerland	100	 Tajikistan	54
 Tanzania	8	 Thailand	100
 Togo	33	 Tunisia	92
 Turkey	79	 Turkmenistan	63























## Regulatory Indicators for Sustainable Energy (RISE)

 Uganda	13	 Ukraine	8
 United Arab Emirates	46	 United Kingdom	100
 United States	100	 Uruguay	58
 Uzbekistan	54	 Vanuatu	0
 Venezuela, RB	0	 Vietnam	100
 Yemen, Rep.	0	 Zambia	13
 Zimbabwe	25		






































### Indicator 4: Incentives & mandates: Public sector

 Afghanistan	0	 Albania	50
 Algeria	63	 Angola	0
 Argentina	50	 Armenia	38
 Australia	100	 Austria	100
 Azerbaijan	50	 Bahrain	25
 Bangladesh	13	 Belarus	63
 Belgium	100	 Benin	0
 Bolivia	0	 Bosnia and Herzegovina	75
 Brazil	50	 Bulgaria	75
 Burkina Faso	0	 Burundi	0
 Cambodia	25	 Cameroon	0
 Canada	100	 Central African Republic	0

## Regulatory Indicators for Sustainable Energy (RISE)






























 Chad	63	 Chile	38
 China	100	 Colombia	38
 Congo, Dem. Rep.	0	 Congo, Rep.	0
 Costa Rica	63	 Côte d'Ivoire	0
 Croatia	75	 Czech Republic	100
 Denmark	100	 Dominican Republic	75
 Ecuador	75	 Egypt, Arab Rep.	100
 El Salvador	25	 Eritrea	0
 Ethiopia	0	 Finland	75
 France	75	 Germany	75
 Ghana	25	 Greece	63
 Guatemala	38	 Guinea	0
 Haiti	0	 Honduras	63
 Hungary	100	 India	100
 Indonesia	0	 Iran, Islamic Rep.	88
 Ireland	100	 Israel	75
 Italy	100	 Jamaica	50
 Japan	25	 Jordan	63
 Kazakhstan	0	 Kenya	100
 Korea, Rep.	100	 Kosovo	75

## Regulatory Indicators for Sustainable Energy (RISE)







 Kuwait	62.5	 Kyrgyz Republic	0
 Lao PDR	25	 Lebanon	50
 Liberia	0	 North Macedonia	100
 Madagascar	0	 Malawi	13
 Malaysia	100	 Maldives	0
 Mali	0	 Mauritania	0
 Mexico	75	 Mongolia	13
 Montenegro	38	 Morocco	38
 Mozambique	0	 Myanmar	50
 Nepal	0	 Netherlands	100
 New Zealand	25	 Nicaragua	63
 Niger	0	 Nigeria	13
 Norway	100	 Oman	25
 Pakistan	13	 Panama	75
 Papua New Guinea	38	 Paraguay	13
 Peru	50	 Philippines	100
 Poland	38	 Portugal	88
 Qatar	50	 Romania	100
 Russian Federation	50	 Rwanda	87.5
 Saudi Arabia	75	 Senegal	0
 Serbia	88	 Sierra Leone	0








































## Regulatory Indicators for Sustainable Energy (RISE)

 Singapore	50	 Slovak Republic	100
 Solomon Islands	13	 Somalia	0
 South Africa	50	 South Sudan	0
 Spain	75	 Sri Lanka	25
 Sudan	13	 Sweden	75
 Switzerland	63	 Tajikistan	75
 Tanzania	0	 Thailand	100
 Togo	0	 Tunisia	100
 Turkey	75	 Turkmenistan	0
 Uganda	0	 Ukraine	0
 United Arab Emirates	75	 United Kingdom	100
 United States	80	 Uruguay	50
 Uzbekistan	88	 Vanuatu	0
 Venezuela, RB	0	 Vietnam	75
 Yemen, Rep.	0	 Zambia	0
 Zimbabwe	0		











































### Indicator 5: Incentives & mandates: Utilities

 Afghanistan	10	 Albania	25
 Algeria	71	 Angola	20
 Argentina	28	 Armenia	59










































## Regulatory Indicators for Sustainable Energy (RISE)

 Australia	58	 Austria	49
 Azerbaijan	18	 Bahrain	20
 Bangladesh	38	 Belarus	45
 Belgium	51	 Benin	17
 Bolivia	20	 Bosnia and Herzegovina	37
 Brazil	86	 Bulgaria	37
 Burkina Faso	40	 Burundi	5
 Cambodia	25	 Cameroon	53
 Canada	43	 Central African Republic	38
 Chad	80	 Chile	38
 China	65.83	 Colombia	20
 Congo, Dem. Rep.	48	 Congo, Rep.	20
 Costa Rica	53	 Côte d'Ivoire	40
 Croatia	65	 Czech Republic	34
 Denmark	67	 Dominican Republic	20
 Ecuador	68	 Egypt, Arab Rep.	34
 El Salvador	37	 Eritrea	25
 Ethiopia	20	 Finland	59
 France	47	 Germany	40










## Regulatory Indicators for Sustainable Energy (RISE)

 Ghana	37	 Greece	69
 Guatemala	30	 Guinea	20
 Haiti	27	 Honduras	30
 Hungary	86	 India	76.5
 Indonesia	43	 Iran, Islamic Rep.	68
 Ireland	38	 Israel	34
 Italy	80	 Jamaica	78
 Japan	38	 Jordan	39
 Kazakhstan	45	 Kenya	47
 Korea, Rep.	65	 Kosovo	75
 Kuwait	20	 Kyrgyz Republic	35
 Lao PDR	33	 Lebanon	56
 Liberia	0	 North Macedonia	43
 Madagascar	30	 Malawi	39
 Malaysia	76	 Maldives	24
 Mali	39.17	 Mauritania	40
 Mexico	48	 Mongolia	68
 Montenegro	63	 Morocco	44
 Mozambique	0	 Myanmar	20
 Nepal	39	 Netherlands	30
 New Zealand	17	 Nicaragua	30










## Regulatory Indicators for Sustainable Energy (RISE)

 Niger	49	 Nigeria	14
Norway	87.5	 Oman	37
 Pakistan	38	 Panama	69
 Papua New Guinea	63	 Paraguay	30
 Peru	40	 Philippines	47
 Poland	7	 Portugal	30
 Qatar	40	 Romania	78
 Russian Federation	72	 Rwanda	62.5
 Saudi Arabia	30	 Senegal	40
 Serbia	73	 Sierra Leone	9
 Singapore	83	 Slovak Republic	65
 Solomon Islands	30	 Somalia	10
 South Africa	49	 South Sudan	20
 Spain	57	 Sri Lanka	43
 Sudan	23	 Sweden	34
 Switzerland	55	 Tajikistan	41
 Tanzania	48	 Thailand	90
 Togo	58	 Tunisia	50
 Turkey	30	 Turkmenistan	25
 Uganda	14	 Ukraine	21
 United Arab Emirates	69	 United Kingdom	82



































## Regulatory Indicators for Sustainable Energy (RISE)

 United States	62	 Uruguay	72
 Uzbekistan	53	 Vanuatu	20
 Venezuela, RB	20	 Vietnam	57
 Yemen, Rep.	0	 Zambia	65
 Zimbabwe	25		










































### Indicator 6: Financing mechanisms for energy efficiency

 Afghanistan	17	 Albania	58
 Algeria	52	 Angola	0
 Argentina	22	 Armenia	75
 Australia	100	 Austria	77
 Azerbaijan	0	 Bahrain	0
 Bangladesh	83	 Belarus	72
 Belgium	92	 Benin	57
 Bolivia	82	 Bosnia and Herzegovina	83
 Brazil	83	 Bulgaria	83
 Burkina Faso	0	 Burundi	0
 Cambodia	43	 Cameroon	82
 Canada	100	 Central African Republic	0
 Chad	0	 Chile	100
 China	75	 Colombia	100




























## Regulatory Indicators for Sustainable Energy (RISE)

 Congo, Dem. Rep.	0	 Congo, Rep.	0
 Costa Rica	50	 Côte d'Ivoire	65
 Croatia	58	 Czech Republic	90
 Denmark	75	 Dominican Republic	67
 Ecuador	75	 Egypt, Arab Rep.	50
 El Salvador	50	 Eritrea	0
 Ethiopia	65	 Finland	65
 France	75	 Germany	75
 Ghana	0	 Greece	22
 Guatemala	65	 Guinea	0
 Haiti	63	 Honduras	0
 Hungary	65	 India	95
 Indonesia	80	 Iran, Islamic Rep.	65
 Ireland	80	 Israel	42
 Italy	100	 Jamaica	90
 Japan	83	 Jordan	100
 Kazakhstan	52	 Kenya	73
 Korea, Rep.	75	 Kosovo	80
 Kuwait	25	 Kyrgyz Republic	75
 Lao PDR	17	 Lebanon	75













## Regulatory Indicators for Sustainable Energy (RISE)

 Liberia	0	 North Macedonia	65
 Madagascar	8	 Malawi	0
 Malaysia	60	 Maldives	0
 Mali	56.67	 Mauritania	13
 Mexico	90	 Mongolia	43
 Montenegro	65	 Morocco	90
 Mozambique	0	 Myanmar	8
 Nepal	27	 Netherlands	100
 New Zealand	42	 Nicaragua	67
 Niger	72	 Nigeria	75
Norway	100	 Oman	0
 Pakistan	0	 Panama	97
 Papua New Guinea	17	 Paraguay	0
 Peru	0	 Philippines	0
 Poland	65	 Portugal	100
 Qatar	0	 Romania	73
 Russian Federation	67	 Rwanda	40
 Saudi Arabia	43	 Senegal	0
 Serbia	75	 Sierra Leone	0
 Singapore	77	 Slovak Republic	65
 Solomon Islands	0	 Somalia	26.67

## Regulatory Indicators for Sustainable Energy (RISE)







































 South Africa	97	 South Sudan	0
 Spain	100	 Sri Lanka	92
 Sudan	0	 Sweden	40
 Switzerland	92	 Tajikistan	75
 Tanzania	0	 Thailand	75
 Togo	0	 Tunisia	72
 Turkey	92	 Turkmenistan	0
 Uganda	35	 Ukraine	75
 United Arab Emirates	65	 United Kingdom	100
 United States	100	 Uruguay	92
 Uzbekistan	83	 Vanuatu	0
 Venezuela, RB	0	 Vietnam	67
 Yemen, Rep.	0	 Zambia	40
 Zimbabwe	0		

### Indicator 7: Minimum energy efficiency performance standards


































 Afghanistan	3	 Albania	50
 Algeria	65	 Angola	0
 Argentina	17	 Armenia	0
 Australia	83	 Austria	92
 Azerbaijan	0	 Bahrain	28
 Bangladesh	42	 Belarus	77











































## Regulatory Indicators for Sustainable Energy (RISE)

 Belgium	98	 Benin	32
 Bolivia	23	 Bosnia and Herzegovina	50
 Brazil	77	 Bulgaria	80
 Burkina Faso	47	 Burundi	0
 Cambodia	10	 Cameroon	0
 Canada	97	 Central African Republic	0
 Chad	65	 Chile	50
 China	80	 Colombia	0
 Congo, Dem. Rep.	0	 Congo, Rep.	0
 Costa Rica	92	 Côte d'Ivoire	83
 Croatia	35	 Czech Republic	95
 Denmark	100	 Dominican Republic	18
 Ecuador	78	 Egypt, Arab Rep.	58
 El Salvador	57	 Eritrea	0
 Ethiopia	10	 Finland	90
 France	65	 Germany	100
 Ghana	50	 Greece	58
 Guatemala	17	 Guinea	40
 Haiti	0	 Honduras	17

## Regulatory Indicators for Sustainable Energy (RISE)

 Hungary	100	 India	98.33
 Indonesia	20	 Iran, Islamic Rep.	98
 Ireland	92	 Israel	75
 Italy	90	 Jamaica	23
 Japan	90	 Jordan	83
 Kazakhstan	45	 Kenya	77
 Korea, Rep.	100	 Kosovo	30
Kuwait	30	 Kyrgyz Republic	35
 Lao PDR	8	 Lebanon	13
 Liberia	0	 North Macedonia	43
 Madagascar	10	 Malawi	8
 Malaysia	73	 Maldives	0
 Mali	0	 Mauritania	0
 Mexico	100	 Mongolia	0
 Montenegro	33	 Morocco	23
 Mozambique	0	 Myanmar	13
 Nepal	50	 Netherlands	83
 New Zealand	83	 Nicaragua	47
 Niger	0	 Nigeria	45
Norway	71.67	 Oman	35
 Pakistan	22	 Panama	58

## Regulatory Indicators for Sustainable Energy (RISE)

 Papua New Guinea	0	 Paraguay	32
 Peru	5	 Philippines	45
 Poland	60	 Portugal	92
 Qatar	53	 Romania	67
 Russian Federation	25	 Rwanda	66.67
 Saudi Arabia	78	 Senegal	25
 Serbia	45	 Sierra Leone	0
 Singapore	70	 Slovak Republic	85
 Solomon Islands	38	 Somalia	0
 South Africa	57	 South Sudan	0
 Spain	67	 Sri Lanka	32
 Sudan	0	 Sweden	100
 Switzerland	90	 Tajikistan	42
 Tanzania	8	 Thailand	72
 Togo	70	 Tunisia	50
 Turkey	47	 Turkmenistan	0
 Uganda	37	 Ukraine	45
 United Arab Emirates	67	 United Kingdom	83
 United States	90	 Uruguay	30
 Uzbekistan	52	 Vanuatu	32
















## Regulatory Indicators for Sustainable Energy (RISE)

 Venezuela, RB	0	 Vietnam	90
 Yemen, Rep.	0	 Zambia	17
 Zimbabwe	26.67		









































### Indicator 8: Energy labeling systems

 Afghanistan	0	 Albania	42
 Algeria	67	 Angola	0
 Argentina	50	 Armenia	42
 Australia	96	 Austria	79
 Azerbaijan	0	 Bahrain	13
 Bangladesh	54	 Belarus	71
 Belgium	96	 Benin	25
 Bolivia	38	 Bosnia and Herzegovina	42
 Brazil	100	 Bulgaria	63
 Burkina Faso	25	 Burundi	0
 Cambodia	13	 Cameroon	0
 Canada	92	 Central African Republic	0
 Chad	42	 Chile	83
 China	66.67	 Colombia	75
 Congo, Dem. Rep.	0	 Congo, Rep.	0
 Costa Rica	92	 Côte d'Ivoire	83
























## Regulatory Indicators for Sustainable Energy (RISE)

 Croatia	38	 Czech Republic	79
 Denmark	67	 Dominican Republic	17
 Ecuador	92	 Egypt, Arab Rep.	63
 El Salvador	50	 Eritrea	0
 Ethiopia	0	 Finland	79
 France	50	 Germany	96
 Ghana	50	 Greece	54
 Guatemala	17	 Guinea	38
 Haiti	0	 Honduras	8
 Hungary	100	 India	80
 Indonesia	25	 Iran, Islamic Rep.	83
 Ireland	75	 Israel	63
 Italy	50	 Jamaica	42
 Japan	96	 Jordan	50
 Kazakhstan	25	 Kenya	67
 Korea, Rep.	100	 Kosovo	50
 Kuwait	12.5	 Kyrgyz Republic	25
 Lao PDR	8	 Lebanon	0
 Liberia	0	 North Macedonia	50
 Madagascar	0	 Malawi	0

















## Regulatory Indicators for Sustainable Energy (RISE)

 Malaysia	83	 Maldives	0
 Mali	0	 Mauritania	0
 Mexico	88	 Mongolia	0
 Montenegro	96	 Morocco	29
 Mozambique	0	 Myanmar	13
 Nepal	0	 Netherlands	67
 New Zealand	100	 Nicaragua	38
 Niger	0	 Nigeria	25
Norway	50	 Oman	13
 Pakistan	0	 Panama	38
 Papua New Guinea	0	 Paraguay	29
 Peru	79	 Philippines	75
 Poland	54	 Portugal	100
 Qatar	29	 Romania	50
 Russian Federation	25	 Rwanda	50
 Saudi Arabia	63	 Senegal	0
 Serbia	50	 Sierra Leone	33
 Singapore	92	 Slovak Republic	79
 Solomon Islands	33	 Somalia	0
 South Africa	58	 South Sudan	0
 Spain	71	 Sri Lanka	8




## Regulatory Indicators for Sustainable Energy (RISE)

 Sudan	0	 Sweden	100
 Switzerland	75	 Tajikistan	0
 Tanzania	0	 Thailand	71
 Togo	0	 Tunisia	50
 Turkey	42	 Turkmenistan	0
 Uganda	8	 Ukraine	58
 United Arab Emirates	67	 United Kingdom	79
 United States	88	 Uruguay	38
 Uzbekistan	75	 Vanuatu	17
 Venezuela, RB	38	 Vietnam	100
 Yemen, Rep.	0	 Zambia	0
 Zimbabwe	12.5		

### Indicator 9: Building energy codes









































 Afghanistan	20	 Albania	70
 Algeria	37	 Angola	0
 Argentina	17	 Armenia	40
 Australia	87	 Austria	70
 Azerbaijan	27	 Bahrain	20
 Bangladesh	10	 Belarus	60
 Belgium	93	 Benin	0
 Bolivia	0	 Bosnia and Herzegovina	53

## Regulatory Indicators for Sustainable Energy (RISE)
























 Brazil	37	 Bulgaria	87
 Burkina Faso	20	 Burundi	0
 Cambodia	53	 Cameroon	0
 Canada	83	 Central African Republic	0
 Chad	43	 Chile	33
 China	56.67	 Colombia	25
 Congo, Dem. Rep.	0	 Congo, Rep.	0
 Costa Rica	0	 Côte d'Ivoire	27
 Croatia	70	 Czech Republic	87
 Denmark	87	 Dominican Republic	0
 Ecuador	0	 Egypt, Arab Rep.	27
 El Salvador	0	 Eritrea	6.67
 Ethiopia	0	 Finland	73
 France	83	 Germany	93
 Ghana	0	 Greece	93
 Guatemala	0	 Guinea	0
 Haiti	0	 Honduras	0
 Hungary	93	 India	59
 Indonesia	5	 Iran, Islamic Rep.	0



## Regulatory Indicators for Sustainable Energy (RISE)

 Ireland	100	 Israel	47
 Italy	87	 Jamaica	37
 Japan	60	 Jordan	73
 Kazakhstan	73	 Kenya	73
 Korea, Rep.	100	 Kosovo	67
Kuwait	66.67	 Kyrgyz Republic	53
 Lao PDR	0	 Lebanon	30
 Liberia	0	 North Macedonia	53
 Madagascar	0	 Malawi	22
 Malaysia	40	 Maldives	10
 Mali	0	 Mauritania	0
 Mexico	73	 Mongolia	20
 Montenegro	63	 Morocco	47
 Mozambique	0	 Myanmar	17
 Nepal	0	 Netherlands	67
 New Zealand	33	 Nicaragua	10
 Niger	0	 Nigeria	20
Norway	60	 Oman	5
 Pakistan	10	 Panama	67
 Papua New Guinea	60	 Paraguay	0
 Peru	0	 Philippines	57










































## Regulatory Indicators for Sustainable Energy (RISE)

 Poland	47	 Portugal	93
 Qatar	80	 Romania	100
 Russian Federation	67	 Rwanda	66.67
 Saudi Arabia	37	 Senegal	0
 Serbia	60	 Sierra Leone	0
 Singapore	73	 Slovak Republic	73
 Solomon Islands	0	 Somalia	0
 South Africa	40	 South Sudan	0
 Spain	93	 Sri Lanka	35
 Sudan	0	 Sweden	73
 Switzerland	33	 Tajikistan	33
 Tanzania	0	 Thailand	23
 Togo	0	 Tunisia	87
 Turkey	47	 Turkmenistan	5
 Uganda	0	 Ukraine	27
 United Arab Emirates	73	 United Kingdom	100
 United States	99	 Uruguay	0
 Uzbekistan	7	 Vanuatu	0
 Venezuela, RB	0	 Vietnam	50
 Yemen, Rep.	0	 Zambia	0
 Zimbabwe	0		

## Regulatory Indicators for Sustainable Energy (RISE)

Indicator 10: Transport sector			
 Afghanistan	0	 Albania	50
 Algeria	17	 Angola	0
 Argentina	33	 Armenia	50
 Australia	67	 Austria	67
 Azerbaijan	0	 Bahrain	0
 Bangladesh	0	 Belarus	83
 Belgium	33	 Benin	0
 Bolivia	0	 Bosnia and Herzegovina	67
 Brazil	33	 Bulgaria	33
 Burkina Faso	0	 Burundi	0
 Cambodia	67	 Cameroon	33
 Canada	83	 Central African Republic	0
 Chad	0	 Chile	83
 China	66.67	 Colombia	33
 Congo, Dem. Rep.	0	 Congo, Rep.	0
 Costa Rica	50	 Côte d'Ivoire	0
 Croatia	67	 Czech Republic	100
 Denmark	83	 Dominican Republic	33
 Ecuador	50	 Egypt, Arab Rep.	0
















## Regulatory Indicators for Sustainable Energy (RISE)

 El Salvador	0	 Eritrea	0
 Ethiopia	17	 Finland	83
 France	50	 Germany	100
 Ghana	0	 Greece	50
 Guatemala	0	 Guinea	0
 Haiti	0	 Honduras	0
 Hungary	33	 India	100
 Indonesia	0	 Iran, Islamic Rep.	67
 Ireland	100	 Israel	67
 Italy	100	 Jamaica	67
 Japan	83	 Jordan	17
 Kazakhstan	33	 Kenya	33
 Korea, Rep.	100	 Kosovo	0
Kuwait	16.67	 Kyrgyz Republic	0
 Lao PDR	17	 Lebanon	0
 Liberia	0	 North Macedonia	0
 Madagascar	0	 Malawi	0
 Malaysia	50	 Maldives	0
 Mali	66.67	 Mauritania	17
 Mexico	100	 Mongolia	0
 Montenegro	33	 Morocco	50

























## Regulatory Indicators for Sustainable Energy (RISE)

 Mozambique	0	 Myanmar	0
 Nepal	0	 Netherlands	100
 New Zealand	83	 Nicaragua	0
 Niger	67	 Nigeria	0
Norway	66.67	 Oman	0
 Pakistan	0	 Panama	17
 Papua New Guinea	0	 Paraguay	33
 Peru	0	 Philippines	100
 Poland	17	 Portugal	83
 Qatar	0	 Romania	67
 Russian Federation	0	 Rwanda	66.67
 Saudi Arabia	33	 Senegal	0
 Serbia	33	 Sierra Leone	0
 Singapore	67	 Slovak Republic	100
 Solomon Islands	0	 Somalia	0
 South Africa	67	 South Sudan	0
 Spain	83	 Sri Lanka	17
 Sudan	0	 Sweden	67
 Switzerland	67	 Tajikistan	0
 Tanzania	0	 Thailand	33
 Togo	0	 Tunisia	0







































## Regulatory Indicators for Sustainable Energy (RISE)

 Turkey	67	 Turkmenistan	0
 Uganda	0	 Ukraine	50
 United Arab Emirates	50	 United Kingdom	67
 United States	100	 Uruguay	83
 Uzbekistan	17	 Vanuatu	0
 Venezuela, RB	17	 Vietnam	100
 Yemen, Rep.	0	 Zambia	33
 Zimbabwe	16.67		

### Indicator 11: Carbon Pricing and Monitoring

 Afghanistan	0	 Albania	50
 Algeria	0	 Angola	0
 Argentina	0	 Armenia	50
 Australia	100	 Austria	0
 Azerbaijan	0	 Bahrain	50
 Bangladesh	0	 Belarus	50
 Belgium	100	 Benin	50
 Bolivia	0	 Bosnia and Herzegovina	0
 Brazil	0	 Bulgaria	100
 Burkina Faso	0	 Burundi	0
 Cambodia	50	 Cameroon	0
 Canada	100	 Central African	0

## Regulatory Indicators for Sustainable Energy (RISE)
































		Republic	
 Chad	0	 Chile	0
 China	50	 Colombia	100
 Congo, Dem. Rep.	0	 Congo, Rep.	0
 Costa Rica	100	 Côte d'Ivoire	0
 Croatia	0	 Czech Republic	100
 Denmark	100	 Dominican Republic	0
 Ecuador	0	 Egypt, Arab Rep.	50
 El Salvador	100	 Eritrea	0
 Ethiopia	0	 Finland	100
 France	100	 Germany	100
 Ghana	50	 Greece	100
 Guatemala	0	 Guinea	0
 Haiti	0	 Honduras	0
 Hungary	100	 India	100
 Indonesia	50	 Iran, Islamic Rep.	0
 Ireland	100	 Israel	100
 Italy	100	 Jamaica	0
 Japan	100	 Jordan	100
 Kazakhstan	100	 Kenya	0
 Korea, Rep.	100	 Kosovo	0

## Regulatory Indicators for Sustainable Energy (RISE)







 Kuwait	50	 Kyrgyz Republic	0
 Lao PDR	0	 Lebanon	50
 Liberia	0	 North Macedonia	50
 Madagascar	0	 Malawi	100
 Malaysia	0	 Maldives	100
 Mali	0	 Mauritania	100
 Mexico	100	 Mongolia	0
 Montenegro	50	 Morocco	50
 Mozambique	0	 Myanmar	0
 Nepal	0	 Netherlands	100
 New Zealand	100	 Nicaragua	0
 Niger	0	 Nigeria	50
Norway	100	 Oman	0
 Pakistan	0	 Panama	50
 Papua New Guinea	0	 Paraguay	0
 Peru	0	 Philippines	0
 Poland	100	 Portugal	100
 Qatar	100	 Romania	100
 Russian Federation	50	 Rwanda	0
 Saudi Arabia	0	 Senegal	0
 Serbia	0	 Sierra Leone	0









































## Regulatory Indicators for Sustainable Energy (RISE)

 Singapore	100	 Slovak Republic	100
 Solomon Islands	0	 Somalia	0
 South Africa	100	 South Sudan	0
 Spain	100	 Sri Lanka	0
 Sudan	0	 Sweden	100
 Switzerland	100	 Tajikistan	50
 Tanzania	50	 Thailand	0
 Togo	0	 Tunisia	100
 Turkey	50	 Turkmenistan	0
 Uganda	0	 Ukraine	50
 United Arab Emirates	100	 United Kingdom	100
 United States	40	 Uruguay	0
 Uzbekistan	50	 Vanuatu	0
 Venezuela, RB	0	 Vietnam	0
 Yemen, Rep.	0	 Zambia	100
 Zimbabwe	50		










































### Overall Score

 Afghanistan	25	 Albania	54
 Algeria	58	 Angola	5
 Argentina	29	 Armenia	49










































## Regulatory Indicators for Sustainable Energy (RISE)

 Australia	86	 Austria	73
 Azerbaijan	18	 Bahrain	35
 Bangladesh	44	 Belarus	70
 Belgium	83	 Benin	31
 Bolivia	28	 Bosnia and Herzegovina	55
 Brazil	64	 Bulgaria	74
 Burkina Faso	28	 Burundi	3
 Cambodia	49	 Cameroon	35
 Canada	85	 Central African Republic	13
 Chad	42	 Chile	57
 China	74.47	 Colombia	58
 Congo, Dem. Rep.	13	 Congo, Rep.	2
 Costa Rica	63	 Côte d'Ivoire	49
 Croatia	62	 Czech Republic	85
 Denmark	87	 Dominican Republic	33
 Ecuador	58	 Egypt, Arab Rep.	60
 El Salvador	37	 Eritrea	3.48
 Ethiopia	29	 Finland	80
 France	71	 Germany	89










## Regulatory Indicators for Sustainable Energy (RISE)

 Ghana	38	 Greece	62
 Guatemala	27	 Guinea	28
 Haiti	10	 Honduras	17
 Hungary	89	 India	91.48
 Indonesia	35	 Iran, Islamic Rep.	65
 Ireland	88	 Israel	69
 Italy	88	 Jamaica	52
 Japan	71	 Jordan	73
 Kazakhstan	53	 Kenya	67
 Korea, Rep.	94	 Kosovo	53
Kuwait	41.44	 Kyrgyz Republic	26
 Lao PDR	14	 Lebanon	47
 Liberia	4	 North Macedonia	56
 Madagascar	12	 Malawi	34
 Malaysia	67	 Maldives	12
 Mali	23.48	 Mauritania	17
 Mexico	86	 Mongolia	34
 Montenegro	61	 Morocco	60
 Mozambique	2	 Myanmar	28
 Nepal	27	 Netherlands	86
 New Zealand	62	 Nicaragua	32

## Regulatory Indicators for Sustainable Energy (RISE)

 Niger	26	 Nigeria	35
Norway	82.42	 Oman	18
 Pakistan	28	 Panama	66
 Papua New Guinea	33	 Paraguay	24
 Peru	20	 Philippines	57
 Poland	54	 Portugal	90
 Qatar	53	 Romania	85
 Russian Federation	56	 Rwanda	62.35
 Saudi Arabia	59	 Senegal	18
 Serbia	62	 Sierra Leone	10
 Singapore	83	 Slovak Republic	84
 Solomon Islands	19	 Somalia	8.48
 South Africa	68	 South Sudan	2
 Spain	84	 Sri Lanka	46
 Sudan	12	 Sweden	69
 Switzerland	77	 Tajikistan	47
 Tanzania	15	 Thailand	68
 Togo	28	 Tunisia	72
 Turkey	66	 Turkmenistan	17
 Uganda	19	 Ukraine	47
 United Arab Emirates	74	 United Kingdom	92

## Regulatory Indicators for Sustainable Energy (RISE)

 United States	85	 Uruguay	55
 Uzbekistan	62	 Vanuatu	12
 Venezuela, RB	10	 Vietnam	73
 Yemen, Rep.	7	 Zambia	30
 Zimbabwe	26.44		